

**November General Election**  
**Tuesday, November 4, 2008**  
 Website last updated 11/19/2008  
 3:43:39 PM EST

Registered Voters: 915,831  
 Ballots Cast: 663,068  
 Voter Turnout: 72.40 %

Precincts Completely Reported: 638 of 638

### OFFICIAL RESULTS

[Click here to refresh your screen with updated results](#)

[Search Contests](#)  
 (239 of 239)







Go To Page **1** Display **ALL**







<b>STRAIGHT PARTY TICKET (Vote For 1)</b>		
638 of 638 Precincts Reporting		
	Percent	Votes
Republican Party (REP)	42.42%	125,440
Democratic Party (DEM)	56.36%	166,667
Green Party (GRN)	0.36%	1,050
U.S. Taxpayers Party (UST)	0.21%	611
Libertarian Party (LIB)	0.48%	1,411
Natural Law Party (NLP)	0.18%	523
		<hr/> 295,702






<b>ELECTORS OF PRESIDENT AND VICE-PRESIDENT (Vote For 1)</b>		
638 of 638 Precincts Reporting		
	Percent	Votes
John McCain/Sarah Palin (REP)	42.02%	276,956
Barack Obama/Joe Biden (DEM)	56.53%	372,566
Cynthia McKinney/Rosa Clemente (GRN)	0.15%	978
Chuck Baldwin/Darrell L. Castle (UST)	0.23%	1,531
Bob Barr/Wayne A. Root (LIB)	0.52%	3,407
Ralph Nader/Matt Gonzalez (NLP)	0.55%	3,627
WRITE-IN	0.00%	3
		<hr/> 659,068







<b>UNITED STATES SENATOR (Vote For 1)</b>		
638 of 638 Precincts Reporting		
	Percent	Votes
Jack Hoogendyk, Jr. (REP)	34.49%	220,597
Carl Levin (DEM)	62.06%	396,862
Harley G. Mikkelson (GRN)	0.86%	5,486
Michael N. Nikitin (UST)	0.48%	3,074
Scotty Boman (LIB)	1.73%	11,045
Doug Dern (NLP)	0.31%	1,998
WRITE-IN	0.07%	452
		<hr/> 639,514


<b>REPRESENTATIVE IN CONGRESS 8TH DISTRICT (Vote For 1)</b>		




71 of 71 Precincts Reporting			Percent	Votes
Mike Rogers (REP)		63.20%	45,584	
Robert D. Alexander (DEM)		32.60%	23,512	
Aaron Stuttman (GRN)		1.17%	841	
George M. Zimmer (UST)		1.41%	1,019	
Will Tyler White (LIB)		1.48%	1,071	
WRITE-IN		0.13%	95	
				72,122

REPRESENTATIVE IN CONGRESS 9TH DISTRICT (Vote For 1)			Percent	Votes
345 of 345 Precincts Reporting				
Joe Knollenberg (REP)		42.59%	150,035	
Gary Peters (DEM)		52.03%	183,311	
Douglas Campbell (GRN)		1.34%	4,737	
Adam Goodman (LIB)		1.39%	4,893	
Jack Kevorkian (NPA)		2.55%	8,987	
WRITE-IN		0.09%	333	
				352,296

REPRESENTATIVE IN CONGRESS 11TH DISTRICT (Vote For 1)			Percent	Votes
100 of 100 Precincts Reporting				
Thaddeus G. McCotter (REP)		58.75%	62,790	
Joseph W. Larkin (DEM)		38.01%	40,619	
Erik Shelley (GRN)		1.51%	1,613	
John J. Tatar (LIB)		1.73%	1,848	
WRITE-IN		0.00%	2	
				106,872






REPRESENTATIVE IN CONGRESS 12TH DISTRICT (Vote For 1)			Percent	Votes
123 of 123 Precincts Reporting				
Bert Cople (REP)		13.96%	14,180	
Sander Levin (DEM)		82.73%	84,014	
William J. Opalicky (GRN)		1.23%	1,252	
Les Townsend (UST)		0.82%	837	
John Vico (LIB)		1.13%	1,145	
WRITE-IN		0.12%	119	
				101,547

REPRESENTATIVE IN STATE LEGISLATURE 26TH DISTRICT (Vote For 1)			Percent	Votes
44 of 44 Precincts Reporting				
Michael Goodman (REP)		34.04%	15,471	

Marie Donigan (DEM)		61.61%	28,003
James K. Young (LIB)		4.15%	1,885
WRITE-IN		0.20%	92
			<hr/> 45,451




**REPRESENTATIVE IN STATE LEGISLATURE 27TH DISTRICT (Vote For 1)**

54 of 54 Precincts Reporting

		<b>Percent</b>	<b>Votes</b>
David Micola (REP)		22.65%	10,099
Ellen Cogen Lipton (DEM)		71.24%	31,758
Shelly Bane (GRN)		3.06%	1,366
John Skosnik (LIB)		2.80%	1,250
WRITE-IN		0.24%	105
			<hr/> 44,578





**REPRESENTATIVE IN STATE LEGISLATURE 29TH DISTRICT (Vote For 1)**

40 of 40 Precincts Reporting

		<b>Percent</b>	<b>Votes</b>
Scott E. Sampeer (REP)		16.29%	5,074
Tim Melton (DEM)		82.53%	25,700
WRITE-IN		1.18%	366
			<hr/> 31,140




**REPRESENTATIVE IN STATE LEGISLATURE 35TH DISTRICT (Vote For 1)**

57 of 57 Precincts Reporting

		<b>Percent</b>	<b>Votes</b>
Katie Koppin (REP)		10.52%	4,936
Vincent Gregory (DEM)		87.39%	41,017
Franklin Delano Harden (GRN)		1.90%	894
WRITE-IN		0.18%	86
			<hr/> 46,933




**REPRESENTATIVE IN STATE LEGISLATURE 37TH DISTRICT (Vote For 1)**

36 of 36 Precincts Reporting

		<b>Percent</b>	<b>Votes</b>
Paul Welday (REP)		39.66%	18,954
Vicki Barnett (DEM)		59.80%	28,575
WRITE-IN		0.54%	257
			<hr/> 47,786


**REPRESENTATIVE IN STATE LEGISLATURE 38TH DISTRICT (Vote For 1)**

47 of 47 Precincts Reporting

		<b>Percent</b>	<b>Votes</b>
Hugh D. Crawford (REP)		57.22%	27,840
Chuck Tindall (DEM)		42.23%	20,547
WRITE-IN		0.55%	270
			<hr/> 48,657

**REPRESENTATIVE IN STATE LEGISLATURE 39TH DISTRICT (Vote For 1)**

50 of 50 Precincts Reporting

		<b>Percent</b>	<b>Votes</b>
Amy Peterman (REP)		46.06%	22,725
Lisa Brown (DEM)		51.55%	25,437
Gerald Plas (LIB)		2.30%	1,133
WRITE-IN		0.10%	47
			49,342




**REPRESENTATIVE IN STATE LEGISLATURE 40TH DISTRICT (Vote For 1)**

73 of 73 Precincts Reporting

		<b>Percent</b>	<b>Votes</b>
Chuck Moss (REP)		59.75%	31,312
Julie Candler (DEM)		37.69%	19,751
Larry Ross (LIB)		2.44%	1,278
WRITE-IN		0.13%	66
			52,407





**REPRESENTATIVE IN STATE LEGISLATURE 41ST DISTRICT (Vote For 1)**

43 of 43 Precincts Reporting

		<b>Percent</b>	<b>Votes</b>
Marty Knollenberg (REP)		57.73%	27,211
Evan Ross Treharne (DEM)		41.69%	19,649
WRITE-IN		0.57%	271
			47,131




**REPRESENTATIVE IN STATE LEGISLATURE 43RD DISTRICT (Vote For 1)**

40 of 40 Precincts Reporting

		<b>Percent</b>	<b>Votes</b>
Gail Haines (REP)		49.15%	20,219
Scott Hudson (DEM)		47.09%	19,373
Paul J. Greenawalt (UST)		3.55%	1,460
WRITE-IN		0.21%	87
			41,139


**REPRESENTATIVE IN STATE LEGISLATURE 44TH DISTRICT (Vote For 1)**



49 of 49 Precincts Reporting

		<b>Percent</b>	<b>Votes</b>
Eileen Kowall (REP)		66.25%	33,266
Mark Venie (DEM)		33.22%	16,683
WRITE-IN		0.53%	266
			50,215

**REPRESENTATIVE IN STATE LEGISLATURE 45TH DISTRICT (Vote For 1)**




47 of 47 Precincts Reporting

		<b>Percent</b>	<b>Votes</b>
Tom McMillin (REP)		57.15%	29,450

Randy Young (DEM)		42.28%	21,785
WRITE-IN		0.57%	294
			<hr/> 51,529





**REPRESENTATIVE IN STATE LEGISLATURE 46TH DISTRICT (Vote For 1)**

49 of 49 Precincts Reporting

		<b>Percent</b>	<b>Votes</b>
James Marleau (REP)		60.09%	29,257
Katherine Houston (DEM)		39.11%	19,042
WRITE-IN		0.80%	388
			<hr/> 48,687











**REPRESENTATIVE IN STATE LEGISLATURE 66TH DISTRICT (Oakland County Portion Only) (Vote For 1)**

9 of 9 Precincts Reporting

		<b>Percent</b>	<b>Votes</b>
Bill Rogers (REP)		58.91%	4,841
Donna G. Anderson (DEM)		36.49%	2,998
Todd L. Richardson (LIB)		4.47%	367
WRITE-IN		0.13%	11
			<hr/> 8,217









**MEMBER OF THE STATE BOARD OF EDUCATION (Vote For 2)**



638 of 638 Precincts Reporting

		<b>Percent</b>	<b>Votes</b>
Scott Jenkins (REP)		21.70%	239,989
Richard Zeile (REP)		18.88%	208,844
John Austin (DEM)		25.96%	287,198
Kathleen Straus (DEM)		26.59%	294,093
Dwain Reynolds, III (GRN)		1.12%	12,407
Karen Adams (UST)		1.93%	21,318
Gail M. Graeser (UST)		0.94%	10,430
Bill Hall (LIB)		1.60%	17,674
Jeff A. Steinport (LIB)		1.17%	12,907
WRITE-IN		0.11%	1,265
			<hr/> 1,106,125

**REGENT OF THE UNIVERSITY OF MICHIGAN (Vote For 2)**











638 of 638 Precincts Reporting

		<b>Percent</b>	<b>Votes</b>
Susan Brown (REP)		21.39%	233,906
John G. LaFond (REP)		18.40%	201,183
Laurence B. Deitch (DEM)		24.33%	266,013
Denise Ilitch (DEM)		29.48%	322,347
Ellis Boal (GRN)		1.21%	13,241
Richard Ryskamp (UST)		0.87%	9,479
Joe Sanger (UST)		0.97%	10,635
Eric L. Larson (LIB)		1.61%	17,646

Kerry L. Morgan (LIB)		1.58%	17,325
WRITE-IN		0.14%	1,565
			<hr/> 1,093,340











**TRUSTEE OF MICHIGAN STATE UNIVERSITY (Vote For 2)**

638 of 638 Precincts Reporting

		<b>Percent</b>	<b>Votes</b>
Lisa Bouchard (REP)		23.70%	258,907
George Scott Romney (REP)		23.49%	256,567
Dianne Byrum (DEM)		23.73%	259,210
Diann Woodard (DEM)		23.20%	253,406
Therese Marie Storm (GRN)		1.28%	13,979
Robert Gale (UST)		0.94%	10,222
Crystal Van Sickle (UST)		0.89%	9,768
David A. Brown (LIB)		1.41%	15,431
Joseph Rosenquist (LIB)		1.21%	13,231
WRITE-IN		0.14%	1,510
			<hr/> 1,092,231




**GOVERNOR OF WAYNE STATE UNIVERSITY (Vote For 2)**

638 of 638 Precincts Reporting

		<b>Percent</b>	<b>Votes</b>
Torion J. Bridges (REP)		18.90%	200,372
Danialle Karmanos (REP)		25.15%	266,634
Paul Massaron (DEM)		24.24%	257,036
Gary S. Pollard (DEM)		24.83%	263,260
Margaret Guttshall (GRN)		1.55%	16,400
Rick Butkowski (UST)		1.14%	12,066
Terry Haines (UST)		1.02%	10,854
Dan Keizer (LIB)		1.29%	13,719
Nicole Michalak (LIB)		1.73%	18,317
WRITE-IN		0.16%	1,660
			<hr/> 1,060,318

**COUNTY EXECUTIVE (Vote For 1)**




638 of 638 Precincts Reporting

		<b>Percent</b>	<b>Votes</b>
L. Brooks Patterson (REP)		58.08%	365,286
Brenda Lawrence (DEM)		41.61%	261,704
WRITE-IN		0.30%	1,895
			<hr/> 628,885

**PROSECUTING ATTORNEY (Vote For 1)**




638 of 638 Precincts Reporting

		<b>Percent</b>	<b>Votes</b>
			<hr/>

David Law (REP)		44.49%	269,547
Jessica R. Cooper (DEM)		54.78%	331,881
WRITE-IN		0.73%	4,394
			605,822




**SHERIFF (Vote For 1)**

638 of 638 Precincts Reporting

		Percent	Votes
Michael J. Bouchard (REP)		59.78%	374,473
Jane Boudreau (DEM)		39.92%	250,085
WRITE-IN		0.30%	1,872
			626,430




**CLERK/REGISTER OF DEEDS (Vote For 1)**

638 of 638 Precincts Reporting

		Percent	Votes
Ruth Johnson (REP)		50.30%	294,370
Sheila Smith (DEM)		49.33%	288,662
WRITE-IN		0.37%	2,161
			585,193




**TREASURER (Vote For 1)**

638 of 638 Precincts Reporting

		Percent	Votes
Pat Dohany (REP)		47.45%	278,666
Andy Meisner (DEM)		52.11%	306,062
WRITE-IN		0.44%	2,575
			587,303




**DRAIN COMMISSIONER (Vote For 1)**

638 of 638 Precincts Reporting

		Percent	Votes
John P. McCulloch (REP)		49.97%	285,867
Brett Nicholson (DEM)		49.61%	283,793
WRITE-IN		0.42%	2,388
			572,048





**COUNTY COMMISSIONER 1ST DISTRICT (Vote For 1)**

26 of 26 Precincts Reporting

		Percent	Votes
Bradford C. Jacobsen (REP)		61.60%	14,070
Barbara Warren (DEM)		38.04%	8,690
WRITE-IN		0.36%	82
			22,842




**COUNTY COMMISSIONER 2ND DISTRICT (Vote For 1)**

27 of 27 Precincts Reporting

		<b>Percent</b>	<b>Votes</b>
Bill Bullard, Jr. (REP)		55.93%	13,573
Ryan King (DEM)		31.70%	7,692
Mark Danowski (NPA)		12.09%	2,933
WRITE-IN		0.28%	68
			24,266

**COUNTY COMMISSIONER 3RD DISTRICT (Vote For 1)**

25 of 25 Precincts Reporting

		<b>Percent</b>	<b>Votes</b>
Michael J. Gingell (REP)		68.44%	17,216
Joseph Barrera (DEM)		31.26%	7,865
WRITE-IN		0.30%	75
			25,156




**COUNTY COMMISSIONER 4TH DISTRICT (Vote For 1)**

24 of 24 Precincts Reporting

		<b>Percent</b>	<b>Votes</b>
Tom Middleton (REP)		62.37%	14,818
Donald Bortz (DEM)		32.53%	7,729
Ron Monroe (UST)		4.76%	1,130
WRITE-IN		0.35%	82
			23,759





**COUNTY COMMISSIONER 5TH DISTRICT (Vote For 1)**

23 of 23 Precincts Reporting

		<b>Percent</b>	<b>Votes</b>
John A. Scott (REP)		51.89%	10,837
Nicole T. Stallworth (DEM)		47.53%	9,926
WRITE-IN		0.58%	122
			20,885




**COUNTY COMMISSIONER 6TH DISTRICT (Vote For 1)**

22 of 22 Precincts Reporting

		<b>Percent</b>	<b>Votes</b>
Jim Runestad (REP)		53.52%	12,572
Susan Wachsberg (DEM)		39.94%	9,383
Kelly Kinkade (UST)		6.32%	1,485
WRITE-IN		0.22%	51
			23,491

**COUNTY COMMISSIONER 7TH DISTRICT (Vote For 1)**



27 of 27 Precincts Reporting

		<b>Percent</b>	<b>Votes</b>
Christine A. Long (REP)		64.56%	17,460
Pam Jackson (DEM)		35.06%	9,482
WRITE-IN		0.38%	103

27,045




**COUNTY COMMISSIONER 8TH DISTRICT (Vote For 1)**

21 of 21 Precincts Reporting

		<b>Percent</b>	<b>Votes</b>
Jeff Potter (REP)		56.83%	13,076
Michele Berry (DEM)		42.84%	9,856
WRITE-IN		0.33%	77
			23,009




**COUNTY COMMISSIONER 9TH DISTRICT (Vote For 1)**

28 of 28 Precincts Reporting

		<b>Percent</b>	<b>Votes</b>
Kim T. Capello (REP)		58.85%	13,933
Karen B. Zyczynski (DEM)		40.80%	9,658
WRITE-IN		0.35%	83
			23,674




**COUNTY COMMISSIONER 10TH DISTRICT (Vote For 1)**

22 of 22 Precincts Reporting

		<b>Percent</b>	<b>Votes</b>
Karen L. Toth (REP)		9.37%	1,498
Mattie McKinney Hatchett (DEM)		89.64%	14,330
WRITE-IN		0.99%	158
			15,986




**COUNTY COMMISSIONER 11TH DISTRICT (Vote For 1)**

25 of 25 Precincts Reporting

		<b>Percent</b>	<b>Votes</b>
David Lonier (REP)		34.89%	6,769
Tim Greimel (DEM)		64.44%	12,500
WRITE-IN		0.67%	130
			19,399


**COUNTY COMMISSIONER 12TH DISTRICT (Vote For 1)**



23 of 23 Precincts Reporting

		<b>Percent</b>	<b>Votes</b>
Sue Ann Douglas (REP)		59.59%	15,431
Thomas L. Werth (DEM)		40.16%	10,401
WRITE-IN		0.25%	65
			25,897

**COUNTY COMMISSIONER 13TH DISTRICT (Vote For 1)**




29 of 29 Precincts Reporting

		<b>Percent</b>	<b>Votes</b>
Robert Gosselin (REP)		54.74%	13,772

Jon E. Levin (DEM)		44.89%	11,292
WRITE-IN		0.37%	93
			<hr/> 25,157





**COUNTY COMMISSIONER 14TH DISTRICT (Vote For 1)**

20 of 20 Precincts Reporting

		<b>Percent</b>	<b>Votes</b>
Mike Rogers (REP)		44.72%	10,300
Steven H. Schwartz (DEM)		54.90%	12,644
WRITE-IN		0.39%	89
			<hr/> 23,033





**COUNTY COMMISSIONER 15TH DISTRICT (Vote For 1)**

16 of 16 Precincts Reporting

		<b>Percent</b>	<b>Votes</b>
Daniel Beaubien (REP)		34.21%	7,401
Jim Nash (DEM)		60.31%	13,049
Carol Grant (LIB)		5.17%	1,118
WRITE-IN		0.31%	67
			<hr/> 21,635




**COUNTY COMMISSIONER 16TH DISTRICT (Vote For 1)**

35 of 35 Precincts Reporting

		<b>Percent</b>	<b>Votes</b>
Shelley Goodman Taub (REP)		48.74%	11,859
Karen Spector (DEM)		48.22%	11,731
Dick Gach (LIB)		2.88%	700
WRITE-IN		0.16%	40
			<hr/> 24,330





**COUNTY COMMISSIONER 17TH DISTRICT (Vote For 1)**

38 of 38 Precincts Reporting

		<b>Percent</b>	<b>Votes</b>
Jeanne Blake (REP)		41.44%	11,210
Marcia Gershenson (DEM)		58.11%	15,718
WRITE-IN		0.45%	121
			<hr/> 27,049




**COUNTY COMMISSIONER 18TH DISTRICT (Vote For 1)**

20 of 20 Precincts Reporting

		<b>Percent</b>	<b>Votes</b>
Jean N. Chamberlain (REP)		38.65%	9,929
Dave Woodward (DEM)		57.20%	14,693
Bruce Hoepner (LIB)		3.95%	1,014
WRITE-IN		0.21%	53
			<hr/> 25,689


**COUNTY COMMISSIONER 19TH DISTRICT (Vote For 1)**

22 of 22 Precincts Reporting

		<b>Percent</b>	<b>Votes</b>
Mike Bosnic (REP)		49.56%	11,377
Tim Burns (DEM)		50.12%	11,505
WRITE-IN		0.32%	73
			22,955




**COUNTY COMMISSIONER 20TH DISTRICT (Vote For 1)**

36 of 36 Precincts Reporting

		<b>Percent</b>	<b>Votes</b>
David W. Potts (REP)		63.65%	16,259
James Edward Dundas (DEM)		36.01%	9,199
WRITE-IN		0.34%	87
			25,545




**COUNTY COMMISSIONER 21ST DISTRICT (Vote For 1)**

26 of 26 Precincts Reporting

		<b>Percent</b>	<b>Votes</b>
James M. Hardin (REP)		26.95%	6,381
Janet Jackson (DEM)		72.56%	17,182
WRITE-IN		0.49%	117
			23,680



**COUNTY COMMISSIONER 22ND DISTRICT (Vote For 1)**

39 of 39 Precincts Reporting

		<b>Percent</b>	<b>Votes</b>
Kimberly Fidler (REP)		12.56%	3,192
Helaine M. Zack (DEM)		86.71%	22,036
WRITE-IN		0.73%	186
			25,414




**COUNTY COMMISSIONER 23RD DISTRICT (Vote For 1)**

26 of 26 Precincts Reporting

		<b>Percent</b>	<b>Votes</b>
Eric Coleman (DEM)		98.72%	21,334
WRITE-IN		1.28%	277
			21,611




**COUNTY COMMISSIONER 24TH DISTRICT (Vote For 1)**

27 of 27 Precincts Reporting

		<b>Percent</b>	<b>Votes</b>
Daniel K. Milz (REP)		35.73%	6,683
Gary R. McGillivray (DEM)		63.67%	11,910
WRITE-IN		0.60%	113
			18,706

**COUNTY COMMISSIONER 25TH DISTRICT (Vote For 1)**

25 of 25 Precincts Reporting

		<b>Percent</b>	<b>Votes</b>
Mark J. Buszka (REP)		26.19%	5,172
David Coulter (DEM)		73.07%	14,430
WRITE-IN		0.74%	146
			19,748





**JUSTICE OF SUPREME COURT (Vote For 1)**

638 of 638 Precincts Reporting

		<b>Percent</b>	<b>Votes</b>
Diane Marie Hathaway		50.72%	252,195
Robert W. Roddis		9.73%	48,362
Cliff Taylor		39.03%	194,030
WRITE-IN		0.52%	2,605
			497,192



**JUDGE OF COURT OF APPEALS (Vote For 3)**

638 of 638 Precincts Reporting

		<b>Percent</b>	<b>Votes</b>
Mark J. Cavanagh		37.62%	315,073
E. Thomas Fitzgerald		34.33%	287,503
Henry William Saad		27.40%	229,426
WRITE-IN		0.65%	5,440
			837,442







**JUDGE OF COURT OF APPEALS (Vote For 1)**

638 of 638 Precincts Reporting

		<b>Percent</b>	<b>Votes</b>
Elizabeth L. Gleicher		98.28%	346,213
WRITE-IN		1.72%	6,076
			352,289


**JUDGE OF CIRCUIT COURT (Vote For 5)**





638 of 638 Precincts Reporting

		<b>Percent</b>	<b>Votes</b>
James M. Alexander		20.94%	265,180
Martha D. Anderson		20.65%	261,463
Nanci Grant		20.60%	260,906
Shalina D. Kumar		18.01%	228,136
Rudy J. Nichols		19.24%	243,664
WRITE-IN		0.56%	7,037
			1,266,386

**JUDGE OF CIRCUIT COURT (Vote For 2)**



638 of 638 Precincts Reporting

		<b>Percent</b>	<b>Votes</b>
David Carl Anderson		18.73%	145,518

Mary Ellen Brennan		30.65%	238,081
Lisa Gorcyca		35.03%	272,060
Thomas E. Kuhn		15.14%	117,622
WRITE-IN		0.45%	3,472
			<hr/> 776,753




**JUDGE OF CIRCUIT COURT (Vote For 1)**

638 of 638 Precincts Reporting

		Percent	Votes
Leo Bowman		98.32%	342,747
WRITE-IN		1.68%	5,855
			<hr/> 348,602




**JUDGE OF PROBATE COURT (Vote For 1)**

638 of 638 Precincts Reporting

		Percent	Votes
Mark Frankel		45.47%	191,931
Daniel A. O'Brien		53.74%	226,812
WRITE-IN		0.79%	3,346
			<hr/> 422,089



**JUDGE OF DISTRICT COURT 35TH DISTRICT (Oakland County Portion Only) (Vote For 1)**

2 of 2 Precincts Reporting

		Percent	Votes
Joe Barone		39.11%	630
Jim Plakas		60.77%	979
WRITE-IN		0.12%	2
			<hr/> 1,611



**JUDGE OF DISTRICT COURT 43RD DISTRICT (Vote For 1)**

36 of 36 Precincts Reporting

		Percent	Votes
Robert J. Turner		97.39%	17,047
WRITE-IN		2.61%	457
			<hr/> 17,504



**JUDGE OF DISTRICT COURT 44TH DISTRICT (Vote For 1)**

28 of 28 Precincts Reporting

		Percent	Votes
Terrence H. Brennan		98.60%	19,121
WRITE-IN		1.40%	271
			<hr/> 19,392

**JUDGE OF DISTRICT COURT 45A DISTRICT (Vote For 1)**





7 of 7 Precincts Reporting

		Percent	Votes
Denise Brainard		39.64%	3,139
Jamie Wittenberg		42.63%	3,376
			<hr/>

WRITE-IN		17.73%	1,404
			<hr/> 7,919



**JUDGE OF DISTRICT COURT 45B DISTRICT (Vote For 2)**

33 of 33 Precincts Reporting

		Percent	Votes
Michelle Friedman Appel		38.69%	11,600
David M. Gubow		32.13%	9,632
Angela Diggs Jackson		28.44%	8,527
WRITE-IN		0.74%	222
			<hr/> 29,981




**JUDGE OF DISTRICT COURT 46TH DISTRICT (Vote For 1)**

63 of 63 Precincts Reporting

		Percent	Votes
Shelia Johnson		98.66%	34,314
WRITE-IN		1.34%	467
			<hr/> 34,781



**JUDGE OF DISTRICT COURT 46TH DISTRICT (Vote For 1)**

63 of 63 Precincts Reporting

		Percent	Votes
Charesa D. Johnson		47.08%	19,000
Bill Richards		52.13%	21,039
WRITE-IN		0.79%	318
			<hr/> 40,357



**JUDGE OF DISTRICT COURT 47TH DISTRICT (Vote For 1)**

36 of 36 Precincts Reporting

		Percent	Votes
James B. Brady		98.47%	27,983
WRITE-IN		1.53%	434
			<hr/> 28,417




**JUDGE OF DISTRICT COURT 48TH DISTRICT (Vote For 1)**

100 of 100 Precincts Reporting

		Percent	Votes
Kimberly Small		98.25%	43,739
WRITE-IN		1.75%	777
			<hr/> 44,516




**JUDGE OF DISTRICT COURT 50TH DISTRICT (Vote For 2)**

30 of 30 Precincts Reporting

		Percent	Votes
Michael C. Martinez		40.93%	9,649
Cynthia T. Walker		57.95%	13,661
WRITE-IN		1.12%	263
			<hr/> 23,573



**JUDGE OF DISTRICT COURT 50TH DISTRICT (Vote For 1)**

30 of 30 Precincts Reporting

		<b>Percent</b>	<b>Votes</b>
Ronda Fowlkes Gross		53.88%	10,124
Richard Terrell Taylor		45.23%	8,499
WRITE-IN		0.89%	167
		<hr/>	<hr/>
			18,790



**JUDGE OF DISTRICT COURT 51ST DISTRICT (Vote For 1)**

32 of 32 Precincts Reporting

		<b>Percent</b>	<b>Votes</b>
Richard D. Kuhn, Jr.		98.33%	21,553
WRITE-IN		1.67%	366
		<hr/>	<hr/>
			21,919




**JUDGE OF DISTRICT COURT 52ND DISTRICT, 1ST DIVISION (Vote For 1)**

81 of 81 Precincts Reporting

		<b>Percent</b>	<b>Votes</b>
Brian W. MacKenzie		96.52%	46,299
WRITE-IN		3.48%	1,670
		<hr/>	<hr/>
			47,969




**JUDGE OF DISTRICT COURT 52ND DISTRICT, 2ND DIVISION (Vote For 1)**

61 of 61 Precincts Reporting

		<b>Percent</b>	<b>Votes</b>
Joseph G. Fabrizio		57.12%	28,427
Dana Fortinberry		42.55%	21,174
WRITE-IN		0.34%	167
		<hr/>	<hr/>
			49,768



**JUDGE OF DISTRICT COURT 52ND DISTRICT, 3RD DIVISION (Vote For 1)**

86 of 86 Precincts Reporting

		<b>Percent</b>	<b>Votes</b>
John Boufford		22.34%	14,945
Julie A. Nicholson		77.15%	51,622
WRITE-IN		0.51%	344
		<hr/>	<hr/>
			66,911



**JUDGE OF DISTRICT COURT 52ND DISTRICT, 4TH DIVISION (Vote For 1)**

43 of 43 Precincts Reporting

		<b>Percent</b>	<b>Votes</b>
William E. Bolle		98.52%	26,746
WRITE-IN		1.48%	403
		<hr/>	<hr/>
			27,149



**STATE PROPOSAL 08-1 (Vote For 1)**

638 of 638 Precincts Reporting

		Percent	Votes
YES		66.35%	418,208
NO		33.65%	212,102
			630,310



**STATE PROPOSAL 08-2 (Vote For 1)**

638 of 638 Precincts Reporting

		Percent	Votes
YES		60.78%	384,584
NO		39.22%	248,141
			632,725



**OAKLAND COUNTY PROPOSAL (Vote For 1)**

638 of 638 Precincts Reporting

		Percent	Votes
YES		70.86%	394,080
NO		29.14%	162,097
			556,177





**MAYOR CITY OF CLARKSTON (Vote For 1)**

1 of 1 Precincts Reporting

		Percent	Votes
Stephen D. Arkwright		88.22%	367
WRITE-IN		11.78%	49
			416



**COUNCIL MEMBER CITY OF CLARKSTON (Vote For 3)**

1 of 1 Precincts Reporting

		Percent	Votes
Michael Gawronski		31.78%	273
Charles Inabnit		30.38%	261
Kristy Ottman		37.49%	322
WRITE-IN		0.35%	3
			859



**CHARTER AMENDMENT 1 CITY OF FARMINGTON (Vote For 1)**

7 of 7 Precincts Reporting

		Percent	Votes
YES		67.96%	3,002
NO		32.04%	1,415
			4,417


**CHARTER AMENDMENT 2 CITY OF FARMINGTON (Vote For 1)**

7 of 7 Precincts Reporting

		Percent	Votes
YES		61.59%	2,817
NO		38.41%	1,757
			4,574



**CHARTER AMENDMENT 3 CITY OF FARMINGTON (Vote For 1)**

7 of 7 Precincts Reporting

		<b>Percent</b>	<b>Votes</b>
YES		67.32%	3,074
NO		32.68%	1,492
			4,566



**CHARTER AMENDMENT 4 CITY OF FARMINGTON (Vote For 1)**

7 of 7 Precincts Reporting

		<b>Percent</b>	<b>Votes</b>
YES		58.99%	2,627
NO		41.01%	1,826
			4,453






**MEDICAL MARIJUANA CITY OF FERNDALE (Vote For 1)**

10 of 10 Precincts Reporting

		<b>Percent</b>	<b>Votes</b>
YES		77.36%	8,138
NO		22.64%	2,382
			10,520




**COUNCIL MEMBER CITY OF KEEGO HARBOR (Vote For 2)**

1 of 1 Precincts Reporting

		<b>Percent</b>	<b>Votes</b>
Robert Kalman		34.93%	757
Barbara J. Kline		16.24%	352
Glenn T. Rogers		11.17%	242
Sidney Rubin		37.29%	808
WRITE-IN		0.37%	8
			2,167





**COUNCIL MEMBER CITY OF KEEGO HARBOR (Vote For 1)**

1 of 1 Precincts Reporting

		<b>Percent</b>	<b>Votes</b>
Eric Gubka		70.03%	750
Francoise Moreau		29.23%	313
WRITE-IN		0.75%	8
			1,071



**COUNCIL MEMBER CITY OF ORCHARD LAKE (Vote For 2)**

2 of 2 Precincts Reporting

		<b>Percent</b>	<b>Votes</b>
Steven R. Briggs		28.24%	577
Ann O. Hartzell		32.40%	662
Jim Talpos		38.96%	796
WRITE-IN		0.39%	8
			2,043


**CHARTER AMENDMENT CITY OF PONTIAC (Vote For 1)**

30 of 30 Precincts Reporting

		<b>Percent</b>	<b>Votes</b>
YES		33.80%	7,064
NO		66.20%	13,838
			20,902



**CHARTER AMENDMENT 1 CITY OF ROCHESTER HILLS (Vote For 1)**

32 of 32 Precincts Reporting

		<b>Percent</b>	<b>Votes</b>
YES		80.28%	27,497
NO		19.72%	6,755
			34,252



**CHARTER AMENDMENT 2 CITY OF ROCHESTER HILLS (Vote For 1)**

32 of 32 Precincts Reporting

		<b>Percent</b>	<b>Votes</b>
YES		78.14%	25,767
NO		21.86%	7,209
			32,976



**CHARTER AMENDMENT 3 CITY OF ROCHESTER HILLS (Vote For 1)**

32 of 32 Precincts Reporting

		<b>Percent</b>	<b>Votes</b>
YES		94.72%	33,463
NO		5.28%	1,865
			35,328



**CHARTER AMENDMENT 4 CITY OF ROCHESTER HILLS (Vote For 1)**

32 of 32 Precincts Reporting

		<b>Percent</b>	<b>Votes</b>
YES		85.02%	29,345
NO		14.98%	5,171
			34,516



**CHARTER AMENDMENT 5 CITY OF ROCHESTER HILLS (Vote For 1)**

32 of 32 Precincts Reporting

		<b>Percent</b>	<b>Votes</b>
YES		95.66%	34,020
NO		4.34%	1,542
			35,562

**CHARTER AMENDMENT 6 CITY OF ROCHESTER HILLS (Vote For 1)**

32 of 32 Precincts Reporting

		<b>Percent</b>	<b>Votes</b>
YES		51.36%	16,614
NO		48.64%	15,734

32,348

**COUNCIL MEMBER CITY OF SYLVAN LAKE (Vote For 1)**

2 of 2 Precincts Reporting

		<b>Percent</b>	<b>Votes</b>
Justin Hatch		21.30%	210
Paul Hungerman		34.38%	339
Michael Zubrzycki		44.12%	435
WRITE-IN		0.20%	2
			986

**CHARTER AMENDMENT CITY OF SYLVAN LAKE (Vote For 1)**

2 of 2 Precincts Reporting

		<b>Percent</b>	<b>Votes</b>
YES		39.77%	424
NO		60.23%	642
			1,066

**CHARTER AMENDMENT CITY OF TROY (Vote For 1)**

36 of 36 Precincts Reporting

		<b>Percent</b>	<b>Votes</b>
YES		73.60%	27,767
NO		26.40%	9,958
			37,725

**CHARTER AMENDMENT 1 CITY OF WIXOM (Vote For 1)**

5 of 5 Precincts Reporting

		<b>Percent</b>	<b>Votes</b>
YES		57.87%	3,430
NO		42.13%	2,497
			5,927

**CHARTER AMENDMENT 2 CITY OF WIXOM (Vote For 1)**


5 of 5 Precincts Reporting

		<b>Percent</b>	<b>Votes</b>
YES		57.12%	3,387
NO		42.88%	2,543
			5,930

**COUNCIL MEMBER VILLAGE OF BEVERLY HILLS (Vote For 7)**



8 of 8 Precincts Reporting

		<b>Percent</b>	<b>Votes</b>
Ron Berndt		13.78%	2,552
Rosanne Crowley Koss		14.88%	2,756
John G. Mooney		15.64%	2,895
Jon Oen		13.33%	2,468
Lee Peddie		13.32%	2,467
Todd J. Stearn		14.54%	2,692

WRITE-IN		14.51%	2,686
			18,516




**CHARTER MILLAGE PROPOSAL VILLAGE OF BEVERLY HILLS (Vote For 1)**

8 of 8 Precincts Reporting

		Percent	Votes
YES		34.56%	2,174
NO		65.44%	4,116
			6,290




**PRESIDENT VILLAGE OF LEONARD (Vote For 1)**

2 of 2 Precincts Reporting

		Percent	Votes
Eugene Mallia (NPA)		47.40%	91
Michael McDonald (NPA)		52.60%	101
WRITE-IN		0.00%	0
			192




**TREASURER VILLAGE OF LEONARD (Vote For 1)**

2 of 2 Precincts Reporting

		Percent	Votes
Liza A. Bivens (NPA)		43.75%	70
Judith J. Verse (NPA)		56.25%	90
WRITE-IN		0.00%	0
			160







**TRUSTEE VILLAGE OF LEONARD (Vote For 3)**

2 of 2 Precincts Reporting

		Percent	Votes
Pauline Blanka (NPA)		43.78%	102
Charlene Sutherby (NPA)		52.79%	123
WRITE-IN		3.43%	8
			233




**COUNCIL MEMBER VILLAGE OF WOLVERINE LAKE (Vote For 5)**

3 of 3 Precincts Reporting

		Percent	Votes
Ron Cumbo		19.25%	998
Bob Malek		20.17%	1,046
Brian Nedrow		18.98%	984
Ed Sienkiewicz		20.44%	1,060
Michael Stack		20.69%	1,073
WRITE-IN		0.46%	24
			5,185



**SUPERVISOR TOWNSHIP OF ADDISON (Vote For 1)**

4 of 4 Precincts Reporting

		<b>Percent</b>	<b>Votes</b>
Bruce Pearson (REP)		84.26%	2,607
Sereal L. Gravlin (NPA)		15.06%	466
WRITE-IN		0.68%	21
		<hr/>	3,094



**CLERK TOWNSHIP OF ADDISON (Vote For 1)**

4 of 4 Precincts Reporting

		<b>Percent</b>	<b>Votes</b>
Pauline Bennett (REP)		99.05%	2,716
WRITE-IN		0.95%	26
		<hr/>	2,742






**TREASURER TOWNSHIP OF ADDISON (Vote For 1)**

4 of 4 Precincts Reporting

		<b>Percent</b>	<b>Votes</b>
Daniel Alberty (REP)		99.07%	2,659
WRITE-IN		0.93%	25
		<hr/>	2,684








**TRUSTEE TOWNSHIP OF ADDISON (Vote For 4)**

4 of 4 Precincts Reporting

		<b>Percent</b>	<b>Votes</b>
John Boehmer (REP)		25.35%	2,254
Ed Brakefield (REP)		24.38%	2,168
Linda Gierak (REP)		25.31%	2,251
John D. Sutphin (REP)		24.35%	2,165
WRITE-IN		0.61%	54
		<hr/>	8,892



**TOWNSHIP LIBRARY BOARD DIRECTOR TOWNSHIP OF ADDISON (Vote For 6)**

4 of 4 Precincts Reporting

		<b>Percent</b>	<b>Votes</b>
Nina S. Ciccolini		17.29%	1,353
Sandra Craddock		16.63%	1,301
Susan Hatfield		17.51%	1,370
Phyllis A. Jubelt		16.01%	1,253
Esther Y. Reynolds		15.89%	1,243
John Rosenburg		16.42%	1,285
WRITE-IN		0.24%	19
		<hr/>	7,824



**SUPERVISOR CHARTER TOWNSHIP OF BLOOMFIELD (Vote For 1)**

43 of 43 Precincts Reporting

		<b>Percent</b>	<b>Votes</b>
David Payne (REP)		98.60%	18,816
WRITE-IN		1.40%	267
		<hr/>	19,083



**CLERK CHARTER TOWNSHIP OF BLOOMFIELD (Vote For 1)**

43 of 43 Precincts Reporting

		<b>Percent</b>	<b>Votes</b>
Janet M. Roncelli (REP)		98.87%	18,539
WRITE-IN		1.13%	211
			18,750






**TREASURER CHARTER TOWNSHIP OF BLOOMFIELD (Vote For 1)**

43 of 43 Precincts Reporting

		<b>Percent</b>	<b>Votes</b>
Dan Devine (REP)		98.81%	18,610
WRITE-IN		1.19%	225
			18,835










**TRUSTEE CHARTER TOWNSHIP OF BLOOMFIELD (Vote For 4)**

43 of 43 Precincts Reporting

		<b>Percent</b>	<b>Votes</b>
Neal Barnett (REP)		24.88%	15,878
David B. Buckley (REP)		25.08%	16,003
Greg Jamian (REP)		24.80%	15,826
Leo C. Savoie (REP)		24.62%	15,714
WRITE-IN		0.62%	395
			63,816




**TOWNSHIP LIBRARY BOARD DIRECTOR CHARTER TOWNSHIP OF BLOOMFIELD (Vote For 6)**

43 of 43 Precincts Reporting



		<b>Percent</b>	<b>Votes</b>
Isabelle Charnov		11.65%	7,153
Margaret Cohen		13.72%	8,424
Judy Lindstrom		15.33%	9,408
Joan C. Luksik		11.85%	7,277
John D. MacInnes		12.36%	7,585
Rodman N. Myers		11.00%	6,755
Lawrence Sabbath		9.23%	5,667
Pamela Williams		14.59%	8,959
WRITE-IN		0.26%	160
			61,388

**SUPERVISOR CHARTER TOWNSHIP OF BRANDON (Vote For 1)**



7 of 7 Precincts Reporting

		<b>Percent</b>	<b>Votes</b>
Kathy Thurman (REP)		61.56%	4,480
Cynthia J. Strehle (DEM)		35.11%	2,555
WRITE-IN		3.33%	242
			7,277







**CLERK CHARTER TOWNSHIP OF BRANDON (Vote For 1)**

7 of 7 Precincts Reporting		Percent	Votes
Jeannie McCreery (REP)		90.34%	5,389
WRITE-IN		9.66%	576
			5,965







**TREASURER CHARTER TOWNSHIP OF BRANDON (Vote For 1)**

7 of 7 Precincts Reporting		Percent	Votes
Tyrone Beltramo (REP)		86.43%	5,059
WRITE-IN		13.57%	794
			5,853




**TRUSTEE CHARTER TOWNSHIP OF BRANDON (Vote For 4)**

7 of 7 Precincts Reporting		Percent	Votes
Charlene A. Carlson (REP)		21.68%	4,406
Robert P. DeWitt, Jr. (REP)		21.05%	4,279
David King (REP)		19.85%	4,034
Thomas A. Stowell (REP)		20.28%	4,123
Mary Halstead (DEM)		16.87%	3,430
WRITE-IN		0.27%	55
			20,327

**TOWNSHIP LIBRARY BOARD DIRECTOR CHARTER TOWNSHIP OF BRANDON (Vote For 6)**



7 of 7 Precincts Reporting		Percent	Votes
Karen Lee Harrison		23.71%	3,308
Royann M. Hassinger		19.94%	2,782
Patricia Salter		20.21%	2,820
Ann Schmid		18.82%	2,625
Geralyn Via		17.12%	2,389
WRITE-IN		0.19%	27
			13,951

**SUPERVISOR CHARTER TOWNSHIP OF COMMERCE (Vote For 1)**

18 of 18 Precincts Reporting		Percent	Votes
Thomas K. Zoner (REP)		63.27%	11,143
Cynthia Sheptack (NPA)		36.25%	6,385
WRITE-IN		0.48%	85
			17,613



**CLERK CHARTER TOWNSHIP OF COMMERCE (Vote For 1)**

18 of 18 Precincts Reporting

		<b>Percent</b>	<b>Votes</b>
Sandra S. Abrams (REP)		97.99%	14,933
WRITE-IN		2.01%	307
		15,240	








**TREASURER CHARTER TOWNSHIP OF COMMERCE (Vote For 1)**

18 of 18 Precincts Reporting

		<b>Percent</b>	<b>Votes</b>
Susan L. Gross (REP)		98.14%	14,967
WRITE-IN		1.86%	283
		15,250	



**TRUSTEE CHARTER TOWNSHIP OF COMMERCE (Vote For 4)**

18 of 18 Precincts Reporting

		<b>Percent</b>	<b>Votes</b>
Debra N. Kirkwood (REP)		20.12%	11,071
Robert J. Long (REP)		22.29%	12,268
Daniel P. Munro (REP)		18.88%	10,390
Rick Sovel (REP)		18.37%	10,107
Randy Ston (DEM)		14.51%	7,983
Nathan E. Allen (LIB)		5.56%	3,060
WRITE-IN		0.27%	148
		55,027	



**SUPERVISOR TOWNSHIP OF GROVELAND (Vote For 1)**

4 of 4 Precincts Reporting

		<b>Percent</b>	<b>Votes</b>
Robert DePalma (REP)		97.81%	2,228
WRITE-IN		2.19%	50
		2,278	



**CLERK TOWNSHIP OF GROVELAND (Vote For 1)**

4 of 4 Precincts Reporting

		<b>Percent</b>	<b>Votes</b>
Pamela Mazich (REP)		98.49%	2,149
WRITE-IN		1.51%	33
		2,182	




**TREASURER TOWNSHIP OF GROVELAND (Vote For 1)**

4 of 4 Precincts Reporting

		<b>Percent</b>	<b>Votes</b>
David Ax (REP)		75.20%	1,659
WRITE-IN		24.80%	547
		2,206	



**TRUSTEE TOWNSHIP OF GROVELAND (Vote For 2)**

4 of 4 Precincts Reporting

		<b>Percent</b>	<b>Votes</b>
Hal Coxon (REP)		46.68%	1,689
Diane Howell (REP)		52.10%	1,885
WRITE-IN		1.22%	44
			3,618



**SUPERVISOR CHARTER TOWNSHIP OF HIGHLAND (Vote For 1)**

9 of 9 Precincts Reporting

		<b>Percent</b>	<b>Votes</b>
Triscia Pilchowski (REP)		97.84%	7,838
WRITE-IN		2.16%	173
			8,011



**CLERK CHARTER TOWNSHIP OF HIGHLAND (Vote For 1)**

9 of 9 Precincts Reporting

		<b>Percent</b>	<b>Votes</b>
Mary McDonell (REP)		98.06%	7,671
WRITE-IN		1.94%	152
			7,823






**TREASURER CHARTER TOWNSHIP OF HIGHLAND (Vote For 1)**

9 of 9 Precincts Reporting

		<b>Percent</b>	<b>Votes</b>
Judith A. Kiley (REP)		98.25%	7,565
WRITE-IN		1.75%	135
			7,700






**TRUSTEE CHARTER TOWNSHIP OF HIGHLAND (Vote For 4)**

9 of 9 Precincts Reporting

		<b>Percent</b>	<b>Votes</b>
Mary Pat Chynoweth (REP)		26.82%	6,667
Raymond P. Polidori (REP)		23.89%	5,939
Barry M. Sherman (REP)		23.96%	5,956
Russ Tierney (REP)		24.40%	6,065
WRITE-IN		0.94%	233
			24,860




**TOWNSHIP LIBRARY BOARD DIRECTOR CHARTER TOWNSHIP OF HIGHLAND (Vote For 6)**

9 of 9 Precincts Reporting

		<b>Percent</b>	<b>Votes</b>
Janey Brian		25.48%	4,054
Pamela Mecklenborg		24.59%	3,913
Cindy Oakley		26.52%	4,219
Gail D. Perrin		23.02%	3,662
WRITE-IN		0.39%	62
			15,910



**SUPERVISOR TOWNSHIP OF HOLLY (Vote For 1)**

5 of 5 Precincts Reporting

		<b>Percent</b>	<b>Votes</b>
Jesse Lambert (REP)		52.61%	2,846
Dale M. Smith (DEM)		47.02%	2,544
WRITE-IN		0.37%	20
			5,410



**CLERK TOWNSHIP OF HOLLY (Vote For 1)**

5 of 5 Precincts Reporting

		<b>Percent</b>	<b>Votes</b>
Karin S. Winchester (REP)		97.15%	3,645
WRITE-IN		2.85%	107
			3,752




**TREASURER TOWNSHIP OF HOLLY (Vote For 1)**

5 of 5 Precincts Reporting

		<b>Percent</b>	<b>Votes</b>
Mark Freeman (REP)		92.26%	3,420
WRITE-IN		7.74%	287
			3,707






**TRUSTEE TOWNSHIP OF HOLLY (Vote For 2)**

5 of 5 Precincts Reporting

		<b>Percent</b>	<b>Votes</b>
Janet Leslie (REP)		52.24%	3,232
Steve Ruth (REP)		47.00%	2,908
WRITE-IN		0.76%	47
			6,187





**PARK COMMISSIONER TOWNSHIP OF HOLLY (Vote For 7)**

5 of 5 Precincts Reporting

		<b>Percent</b>	<b>Votes</b>
Nancy A. Hunter (REP)		23.53%	2,582
Joe Hutchins (REP)		22.95%	2,518
Harvey Sorensen (REP)		24.46%	2,684
Mary A. Blanchard (DEM)		26.72%	2,932
WRITE-IN		2.34%	257
			10,973

**TOWNSHIP LIBRARY BOARD DIRECTOR TOWNSHIP OF HOLLY (Vote For 6)**



5 of 5 Precincts Reporting

		<b>Percent</b>	<b>Votes</b>
Kerry L. Bissinger		31.38%	2,151
Ellen Lock		36.14%	2,477
Glen Mitchell		31.37%	2,150
WRITE-IN		1.11%	76

6,854



**HOLLY TRUSTEE PROPOSAL 2008-21 TOWNSHIP OF HOLLY (Vote For 1)**

5 of 5 Precincts Reporting

		<b>Percent</b>	<b>Votes</b>
YES		49.77%	2,506
NO		50.23%	2,529
			5,035



**SUPERVISOR CHARTER TOWNSHIP OF INDEPENDENCE (Vote For 1)**

18 of 18 Precincts Reporting

		<b>Percent</b>	<b>Votes</b>
David Wagner (REP)		97.25%	13,308
WRITE-IN		2.75%	376
			13,684



**CLERK CHARTER TOWNSHIP OF INDEPENDENCE (Vote For 1)**

18 of 18 Precincts Reporting

		<b>Percent</b>	<b>Votes</b>
Shelagh VanderVeen (REP)		98.13%	13,364
WRITE-IN		1.87%	255
			13,619






**TREASURER CHARTER TOWNSHIP OF INDEPENDENCE (Vote For 1)**

18 of 18 Precincts Reporting

		<b>Percent</b>	<b>Votes</b>
Curt Carson (REP)		98.06%	13,066
WRITE-IN		1.94%	258
			13,324


**TRUSTEE CHARTER TOWNSHIP OF INDEPENDENCE (Vote For 4)**

18 of 18 Precincts Reporting

		<b>Percent</b>	<b>Votes</b>
David Lohmeier (REP)		24.77%	11,073
Mark A. Petterson (REP)		25.56%	11,426
Larry Rosso (REP)		24.69%	11,036
Neil Wallace (REP)		24.02%	10,738
WRITE-IN		0.96%	427
			44,700

**INDEPENDENCE MILLAGE PROPOSAL (Vote For 1)**

18 of 18 Precincts Reporting

		<b>Percent</b>	<b>Votes</b>
YES		42.65%	7,811
NO		57.35%	10,504
			18,315

**SUPERVISOR CHARTER TOWNSHIP OF LYON (Vote For 1)**

5 of 5 Precincts Reporting

		<b>Percent</b>	<b>Votes</b>
Lannie D. Young (REP)		97.85%	4,872
WRITE-IN		2.15%	107
		<hr/>	<hr/>
			4,979

**CLERK CHARTER TOWNSHIP OF LYON (Vote For 1)**

5 of 5 Precincts Reporting

		<b>Percent</b>	<b>Votes</b>
Michele Cash (REP)		98.20%	4,856
WRITE-IN		1.80%	89
		<hr/>	<hr/>
			4,945

**TREASURER CHARTER TOWNSHIP OF LYON (Vote For 1)**

5 of 5 Precincts Reporting

		<b>Percent</b>	<b>Votes</b>
Patricia Carcone (REP)		98.58%	4,920
WRITE-IN		1.42%	71
		<hr/>	<hr/>
			4,991

**TRUSTEE CHARTER TOWNSHIP OF LYON (Vote For 4)**

5 of 5 Precincts Reporting

		<b>Percent</b>	<b>Votes</b>
John Dolan (REP)		25.56%	4,234
Steven J. Fletcher (REP)		24.66%	4,086
Brent H. Hemker (REP)		24.13%	3,998
John Hicks (REP)		24.98%	4,139
WRITE-IN		0.66%	110
		<hr/>	<hr/>
			16,567

**TOWNSHIP LIBRARY BOARD DIRECTOR CHARTER TOWNSHIP OF LYON (Vote For 6)**


5 of 5 Precincts Reporting

		<b>Percent</b>	<b>Votes</b>
Susan E. Bell		18.61%	2,706
Jim Chuck		16.05%	2,334
Amy Deeds		16.90%	2,457
Alice FitzGerald		16.64%	2,419
Mary Pat Freund		15.51%	2,256
Rebecca Wilder		16.06%	2,335
WRITE-IN		0.23%	34
		<hr/>	<hr/>
			14,541

**SUPERVISOR CHARTER TOWNSHIP OF MILFORD (Vote For 1)**



9 of 9 Precincts Reporting

		<b>Percent</b>	<b>Votes</b>
Don Green (REP)		72.48%	5,435
Gordon		27.11%	2,033
		<hr/>	<hr/>

Vanderschaaf (NPA) WRITE-IN		0.41%	31
		7,499	



**CLERK CHARTER TOWNSHIP OF MILFORD (Vote For 1)**

9 of 9 Precincts Reporting

		Percent	Votes
Colleen Schwartz (REP)		98.70%	6,433
WRITE-IN		1.30%	85
		6,518	






**TREASURER CHARTER TOWNSHIP OF MILFORD (Vote For 1)**

9 of 9 Precincts Reporting

		Percent	Votes
Cynthia Dagenhardt (REP)		98.55%	6,332
WRITE-IN		1.45%	93
		6,425	




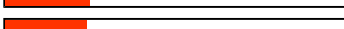

**TRUSTEE CHARTER TOWNSHIP OF MILFORD (Vote For 4)**

9 of 9 Precincts Reporting

		Percent	Votes
Randal Busick (REP)		25.02%	5,207
William E. Mazzara (REP)		25.00%	5,202
Dale Wiltse (REP)		24.68%	5,137
Brien R. Worrell (REP)		24.73%	5,146
WRITE-IN		0.57%	119
		20,811	



**TOWNSHIP LIBRARY BOARD DIRECTOR CHARTER TOWNSHIP OF MILFORD (Vote For 6)**

9 of 9 Precincts Reporting

		Percent	Votes
S. Jane Brown		24.62%	3,328
Judith A. Clemens		24.79%	3,351
Barbara J. Harris		24.99%	3,377
Janet D. Keef		23.54%	3,181
WRITE-IN		2.06%	279
		13,516	



**MILFORD FIRE PROPOSAL CHARTER TOWNSHIP OF MILFORD (Vote For 1)**

9 of 9 Precincts Reporting

		Percent	Votes
YES		57.40%	4,954
NO		42.60%	3,677
		8,631	



**SUPERVISOR TOWNSHIP OF NOVI (Vote For 1)**

1 of 1 Precincts Reporting

		<b>Percent</b>	<b>Votes</b>
John Juntunen (REP)		98.86%	87
WRITE-IN		1.14%	1
			88



**CLERK TOWNSHIP OF NOVI (Vote For 1)**

1 of 1 Precincts Reporting

		<b>Percent</b>	<b>Votes</b>
Derwood Haines (NPA)		100.00%	73
WRITE-IN		0.00%	0
			73




**TREASURER TOWNSHIP OF NOVI (Vote For 1)**

1 of 1 Precincts Reporting

		<b>Percent</b>	<b>Votes</b>
Ginger Juncker (REP)		98.85%	86
WRITE-IN		1.15%	1
			87



**TRUSTEE TOWNSHIP OF NOVI (Vote For 2)**

1 of 1 Precincts Reporting

		<b>Percent</b>	<b>Votes</b>
Raymond A. Schovers (REP)		58.78%	87
Tony Galdikas (DEM)		41.22%	61
WRITE-IN		0.00%	0
			148



**SUPERVISOR CHARTER TOWNSHIP OF OAKLAND (Vote For 1)**

9 of 9 Precincts Reporting

		<b>Percent</b>	<b>Votes</b>
Joan Fogler (REP)		98.34%	7,237
WRITE-IN		1.66%	122
			7,359



**CLERK CHARTER TOWNSHIP OF OAKLAND (Vote For 1)**

9 of 9 Precincts Reporting

		<b>Percent</b>	<b>Votes</b>
Judy Workings (REP)		98.90%	6,910
WRITE-IN		1.10%	77
			6,987






**TREASURER CHARTER TOWNSHIP OF OAKLAND (Vote For 1)**

9 of 9 Precincts Reporting

		<b>Percent</b>	<b>Votes</b>
Sharon L. Creps (REP)		98.87%	6,930
WRITE-IN		1.13%	79
			7,009










**TRUSTEE CHARTER TOWNSHIP OF OAKLAND (Vote For 4)**

9 of 9 Precincts Reporting

		<b>Percent</b>	<b>Votes</b>
Mike Bailey (REP)		25.24%	6,356
Marc H. Edwards (REP)		24.63%	6,202
Sharon McKay (REP)		25.01%	6,296
Kathy Thomas (REP)		24.62%	6,200
WRITE-IN		0.49%	124
			25,178








**PARK COMMISSIONER CHARTER TOWNSHIP OF OAKLAND (Vote For 7)**

9 of 9 Precincts Reporting

		<b>Percent</b>	<b>Votes</b>
David L. Mackley (REP)		14.06%	5,620
Dirk S. Mammen (REP)		13.36%	5,340
Lana Mangiapane (REP)		13.95%	5,574
Joseph A. Peruzzi (REP)		13.88%	5,545
Alice W. Tomboulion (REP)		14.12%	5,642
Maryann Whitman (REP)		13.78%	5,507
Colleen S. Barkham (DEM)		8.87%	3,545
Patricia Godin (DEM)		7.85%	3,138
WRITE-IN		0.12%	48
			39,959




**TOWNSHIP LIBRARY BOARD DIRECTOR CHARTER TOWNSHIP OF OAKLAND (Vote For 6)**

9 of 9 Precincts Reporting

		<b>Percent</b>	<b>Votes</b>
Agnes J. Bochenek		16.61%	3,679
Heidi M. Paterson		17.05%	3,776
Carolyn L. Phelps		18.15%	4,019
Alice Tomboulion		16.61%	3,679
Michael P. Tyler		15.92%	3,525
Carolyn Krygel Young		15.52%	3,437
WRITE-IN		0.15%	33
			22,148



**SUPERVISOR CHARTER TOWNSHIP OF ORION (Vote For 1)**

16 of 16 Precincts Reporting

		<b>Percent</b>	<b>Votes</b>
Matthew A. Gibb (REP)		58.68%	9,986
David F. Hodges (DEM)		41.09%	6,992
WRITE-IN		0.23%	39
			17,017



**CLERK CHARTER TOWNSHIP OF ORION (Vote For 1)**

16 of 16 Precincts Reporting

		<b>Percent</b>	<b>Votes</b>
Penny Shults (REP)		98.08%	12,838
WRITE-IN		1.92%	251
		<hr/>	13,089






**TREASURER CHARTER TOWNSHIP OF ORION (Vote For 1)**

16 of 16 Precincts Reporting

		<b>Percent</b>	<b>Votes</b>
Alice P. Young (REP)		98.09%	12,614
WRITE-IN		1.91%	245
		<hr/>	12,859








**TRUSTEE CHARTER TOWNSHIP OF ORION (Vote For 4)**

16 of 16 Precincts Reporting

		<b>Percent</b>	<b>Votes</b>
Mark E. Crane (REP)		25.21%	10,861
Neal Porter (REP)		24.89%	10,726
John Steimel (REP)		24.33%	10,483
JoAnn Van Tassel (REP)		24.61%	10,602
WRITE-IN		0.96%	414
		<hr/>	43,086



**TOWNSHIP LIBRARY BOARD DIRECTOR CHARTER TOWNSHIP OF ORION (Vote For 6)**

16 of 16 Precincts Reporting

		<b>Percent</b>	<b>Votes</b>
James J. Abramczyk		16.83%	7,228
Kathleen Palmer		18.34%	7,874
Mary Pergeau		16.42%	7,052
James Phillips		15.92%	6,835
Maryanne Thorndycraft		17.00%	7,299
Thomas J. Traurig		15.10%	6,485
WRITE-IN		0.38%	162
		<hr/>	42,935



**SUPERVISOR CHARTER TOWNSHIP OF OXFORD (Vote For 1)**

8 of 8 Precincts Reporting

		<b>Percent</b>	<b>Votes</b>
William Dunn (REP)		97.77%	7,357
WRITE-IN		2.23%	168
		<hr/>	7,525








**CLERK CHARTER TOWNSHIP OF OXFORD (Vote For 1)**

8 of 8 Precincts Reporting

		<b>Percent</b>	<b>Votes</b>
Curtis W. Wright (REP)		98.21%	7,147
WRITE-IN		1.79%	130
		<hr/>	7,277







**TREASURER CHARTER TOWNSHIP OF OXFORD (Vote For 1)**

8 of 8 Precincts Reporting

		<b>Percent</b>	<b>Votes</b>
Joseph G. Ferrari (REP)		58.59%	5,037
Lawrence Banachowski (NPA)		13.02%	1,119
William P. Bishop (NPA)		14.82%	1,274
C. J. Carnacchio (NPA)		5.75%	494
Ed Hunwick (NPA)		2.94%	253
Gerald W. Mouch (NPA)		4.42%	380
WRITE-IN		0.47%	40
			8,597







**TRUSTEE CHARTER TOWNSHIP OF OXFORD (Vote For 4)**

8 of 8 Precincts Reporting

		<b>Percent</b>	<b>Votes</b>
Susan M. Bellairs (REP)		21.55%	5,447
Joe Bunting (REP)		22.47%	5,680
Melvin Cryderman (REP)		21.57%	5,452
Michael Spisz (REP)		21.55%	5,447
Rudy Reyes (NPA)		12.54%	3,171
WRITE-IN		0.33%	83
			25,280








**PARK COMMISSIONER CHARTER TOWNSHIP OF OXFORD (Vote For 5)**

8 of 8 Precincts Reporting

		<b>Percent</b>	<b>Votes</b>
Lynette Johnson (REP)		20.90%	5,838
Richard E. Laidler (REP)		19.80%	5,533
Theresa Myer (REP)		19.55%	5,463
Alyse C. Prince (REP)		18.86%	5,270
Ronald J. Roop, II (REP)		20.42%	5,704
WRITE-IN		0.47%	130
			27,938




**TOWNSHIP LIBRARY BOARD DIRECTOR CHARTER TOWNSHIP OF OXFORD (Vote For 6)**

8 of 8 Precincts Reporting

		<b>Percent</b>	<b>Votes</b>
Jean Davidson		18.34%	4,337
Kathleen Hoeflein		16.64%	3,935
Thomas Offer		15.82%	3,740
Tony Rizzo		17.34%	4,100
Duane J. Salswedel		15.10%	3,571
Sue Stilwell		16.51%	3,903
WRITE-IN		0.26%	61
			23,647


**SUPERVISOR TOWNSHIP OF ROSE (Vote For 1)**

4 of 4 Precincts Reporting

		<b>Percent</b>	<b>Votes</b>
Alison K. Kalcec (REP)		70.10%	2,180
William Ivan McDonald (NPA)		29.61%	921
WRITE-IN		0.29%	9
			3,110





**CLERK TOWNSHIP OF ROSE (Vote For 1)**

4 of 4 Precincts Reporting

		<b>Percent</b>	<b>Votes</b>
Debbie Miller (REP)		87.12%	2,374
WRITE-IN		12.88%	351
			2,725





**TREASURER TOWNSHIP OF ROSE (Vote For 1)**

4 of 4 Precincts Reporting

		<b>Percent</b>	<b>Votes</b>
Susan J. Slaughter (REP)		69.07%	2,229
Barb Caster-Weil (NPA)		24.39%	787
Kimberly Cochran (NPA)		6.23%	201
WRITE-IN		0.31%	10
			3,227



**TRUSTEE TOWNSHIP OF ROSE (Vote For 2)**

4 of 4 Precincts Reporting

		<b>Percent</b>	<b>Votes</b>
David A. Gordon (REP)		37.66%	1,876
Dianne M. Scheib-Snider (REP)		37.47%	1,867
Sara DeLauder (NPA)		24.47%	1,219
WRITE-IN		0.40%	20
			4,982



**CONSTABLE TOWNSHIP OF ROSE (Vote For 1)**

4 of 4 Precincts Reporting

		<b>Percent</b>	<b>Votes</b>
Emile Bair (REP)		92.74%	2,349
WRITE-IN		7.26%	184
			2,533

**SUPERVISOR CHARTER TOWNSHIP OF ROYAL OAK (Vote For 1)**



3 of 3 Precincts Reporting

		<b>Percent</b>	<b>Votes</b>
William F. Morgan (DEM)		97.92%	1,457
WRITE-IN		2.08%	31

1,488



**CLERK CHARTER TOWNSHIP OF ROYAL OAK (Vote For 1)**

3 of 3 Precincts Reporting

		<b>Percent</b>	<b>Votes</b>
Gwendolyn Woodard Turner (DEM)		98.99%	1,475
WRITE-IN		1.01%	15
			1,490





**TREASURER CHARTER TOWNSHIP OF ROYAL OAK (Vote For 1)**

3 of 3 Precincts Reporting

		<b>Percent</b>	<b>Votes</b>
Cynthia A. Phillips (DEM)		98.32%	1,467
WRITE-IN		1.68%	25
			1,492









**TRUSTEE CHARTER TOWNSHIP OF ROYAL OAK (Vote For 4)**

3 of 3 Precincts Reporting

		<b>Percent</b>	<b>Votes</b>
Mishelle Y. Kennedy (DEM)		24.96%	1,428
Frank L. Miles, Jr. (DEM)		24.96%	1,428
Donna Squalls (DEM)		25.19%	1,441
Francine Thurman (DEM)		24.86%	1,422
WRITE-IN		0.03%	2
			5,721



**PARK COMMISSIONER CHARTER TOWNSHIP OF ROYAL OAK (Vote For 7)**






3 of 3 Precincts Reporting

		<b>Percent</b>	<b>Votes</b>
Sandy L. Collins, III (DEM)		14.65%	1,432
Lavone Jackson Knox (DEM)		14.23%	1,391
Sherrie Porties (DEM)		14.21%	1,389
Armond Respress (DEM)		14.12%	1,380
Belinda Royal (DEM)		14.39%	1,407
Shawn K. Stewart (DEM)		14.10%	1,378
Bruce Weitherspoon (DEM)		14.23%	1,391
WRITE-IN		0.08%	8
			9,776

**TOWNSHIP LIBRARY BOARD DIRECTOR CHARTER TOWNSHIP OF ROYAL OAK (Vote For 6)**



3 of 3 Precincts Reporting

		<b>Percent</b>	<b>Votes</b>
Karen D. Ballard		19.70%	703
Brigitte R. Hall		18.91%	675

Kimberly L. Harris		16.92%	604
Dafineace Henderson		13.22%	472
Kimberly Bradley Reaves		17.34%	619
Kimberly Washam		12.47%	445
WRITE-IN		1.43%	51
			3,569



**SUPERVISOR TOWNSHIP OF SOUTHFIELD (Vote For 1)**

12 of 12 Precincts Reporting

		<b>Percent</b>	<b>Votes</b>
Phillip Schmitt (REP)		98.95%	5,764
WRITE-IN		1.05%	61
			5,825



**CLERK TOWNSHIP OF SOUTHFIELD (Vote For 1)**

12 of 12 Precincts Reporting

		<b>Percent</b>	<b>Votes</b>
Sharon Tischler (REP)		99.02%	6,048
WRITE-IN		0.98%	60
			6,108






**TREASURER TOWNSHIP OF SOUTHFIELD (Vote For 1)**

12 of 12 Precincts Reporting

		<b>Percent</b>	<b>Votes</b>
Janet Mooney (REP)		98.92%	5,840
WRITE-IN		1.08%	64
			5,904



**TRUSTEE TOWNSHIP OF SOUTHFIELD (Vote For 4)**

12 of 12 Precincts Reporting

		<b>Percent</b>	<b>Votes</b>
Richard N. Holloway (REP)		25.56%	5,115
Dan Nelson (REP)		24.88%	4,979
Mary Randolph T. Sax (REP)		24.63%	4,928
Robert L. Walsh (REP)		24.30%	4,863
WRITE-IN		0.62%	124
			20,009



**SUPERVISOR CHARTER TOWNSHIP OF SPRINGFIELD (Vote For 1)**

8 of 8 Precincts Reporting

		<b>Percent</b>	<b>Votes</b>
Mike Trout (REP)		98.38%	5,886
WRITE-IN		1.62%	97
			5,983



**CLERK CHARTER TOWNSHIP OF SPRINGFIELD (Vote For 1)**

8 of 8 Precincts Reporting

		<b>Percent</b>	<b>Votes</b>
Laura Moreau (REP)		98.58%	5,693
WRITE-IN		1.42%	82
		<hr/>	<hr/> 5,775






**TREASURER CHARTER TOWNSHIP OF SPRINGFIELD (Vote For 1)**

8 of 8 Precincts Reporting

		<b>Percent</b>	<b>Votes</b>
Jamie L. Dubre (REP)		98.68%	5,601
WRITE-IN		1.32%	75
		<hr/>	<hr/> 5,676









**TRUSTEE CHARTER TOWNSHIP OF SPRINGFIELD (Vote For 4)**

8 of 8 Precincts Reporting

		<b>Percent</b>	<b>Votes</b>
Judy Hensler (REP)		25.89%	4,976
Dave Hopper (REP)		25.10%	4,824
Roger P. Lamont (REP)		24.15%	4,641
Denny Vallad (REP)		24.20%	4,651
WRITE-IN		0.66%	127
		<hr/>	<hr/> 19,219







**PARK COMMISSIONER CHARTER TOWNSHIP OF SPRINGFIELD (Vote For 7)**

8 of 8 Precincts Reporting

		<b>Percent</b>	<b>Votes</b>
Diane Baker (REP)		14.95%	4,407
Dorothy LaLone (REP)		14.93%	4,402
Richard W. Parke (REP)		13.91%	4,101
Lisa L. Sargent (REP)		14.27%	4,207
Jean A. Vallad (REP)		13.98%	4,120
Darryl R. Wendt (REP)		13.89%	4,094
Annette Zemon- Parker (REP)		13.60%	4,010
WRITE-IN		0.46%	137
		<hr/>	<hr/> 29,478





**TOWNSHIP LIBRARY BOARD DIRECTOR CHARTER TOWNSHIP OF SPRINGFIELD (Vote For 6)**

8 of 8 Precincts Reporting

		<b>Percent</b>	<b>Votes</b>
James G. Banes		20.15%	2,953
Kristine L. Bower		21.66%	3,174
Ruth A. Gruber		20.01%	2,933
Barbara Kochan-Dove		18.27%	2,677
Kathleen F. Rollins		19.49%	2,856
WRITE-IN		0.42%	62
		<hr/>	<hr/> 14,655




**SUPERVISOR CHARTER TOWNSHIP OF WATERFORD (Vote For 1)**

32 of 32 Precincts Reporting

		<b>Percent</b>	<b>Votes</b>
Gary Wall (REP)		40.45%	13,693
Carl W. Solden (DEM)		54.50%	18,447
Erik Snyder (UST)		4.80%	1,625
WRITE-IN		0.25%	83
			33,848



**CLERK CHARTER TOWNSHIP OF WATERFORD (Vote For 1)**

32 of 32 Precincts Reporting

		<b>Percent</b>	<b>Votes</b>
Sue Camilleri (REP)		43.02%	14,671
Betty Fortino (DEM)		56.63%	19,310
WRITE-IN		0.35%	120
			34,101








**TREASURER CHARTER TOWNSHIP OF WATERFORD (Vote For 1)**

32 of 32 Precincts Reporting

		<b>Percent</b>	<b>Votes</b>
Margaret Birch (REP)		96.47%	23,661
WRITE-IN		3.53%	867
			24,528




**TRUSTEE CHARTER TOWNSHIP OF WATERFORD (Vote For 4)**

32 of 32 Precincts Reporting

		<b>Percent</b>	<b>Votes</b>
David J. Maloney (REP)		16.97%	16,474
Stan Moore (REP)		16.15%	15,679
Kenneth H. Hempstead (DEM)		17.12%	16,623
David J. Kramer (DEM)		17.07%	16,577
Garry Nielsen (DEM)		14.48%	14,060
Bette O'Shea (DEM)		17.94%	17,420
WRITE-IN		0.26%	254
			97,087



**SUPERVISOR CHARTER TOWNSHIP OF WEST BLOOMFIELD (Vote For 1)**

39 of 39 Precincts Reporting

		<b>Percent</b>	<b>Votes</b>
Jeff Matte (REP)		32.98%	10,938
Michele Economou (DEM)		66.78%	22,147
WRITE-IN		0.23%	77
			33,162

**CLERK CHARTER TOWNSHIP OF WEST BLOOMFIELD (Vote For 1)**




39 of 39 Precincts Reporting

		<b>Percent</b>	<b>Votes</b>
Cathy Shaughnessy (DEM)		98.35%	24,267
WRITE-IN		1.65%	408

24,675







**TREASURER CHARTER TOWNSHIP OF WEST BLOOMFIELD (Vote For 1)**

39 of 39 Precincts Reporting

		<b>Percent</b>	<b>Votes</b>
Jason Feld (REP)		41.97%	13,871
Teri Adelberg Weingarden (DEM)		57.68%	19,061
WRITE-IN		0.35%	115
			33,047









**TRUSTEE CHARTER TOWNSHIP OF WEST BLOOMFIELD (Vote For 4)**

39 of 39 Precincts Reporting

		<b>Percent</b>	<b>Votes</b>
John Cyrus Mohyi (REP)		12.46%	12,373
Larry Brown (DEM)		22.31%	22,158
Gene Farber (DEM)		20.93%	20,786
Steven Kaplan (DEM)		23.68%	23,519
Howard Rosenberg (DEM)		20.46%	20,318
WRITE-IN		0.15%	149
			99,303









**PARK COMMISSIONER CHARTER TOWNSHIP OF WEST BLOOMFIELD (Vote For 7)**

39 of 39 Precincts Reporting

		<b>Percent</b>	<b>Votes</b>
Merv Aronoff (DEM)		14.53%	19,188
Maxine Brickner (DEM)		14.67%	19,370
Margie Fiszman-Kirsch (DEM)		14.03%	18,531
Carol Hack (DEM)		14.45%	19,087
Larry Horowitz (DEM)		14.34%	18,933
Adam S. Littman (DEM)		13.88%	18,329
Gerald J. Sukenic (DEM)		13.85%	18,287
WRITE-IN		0.25%	332
			132,057

**TOWNSHIP LIBRARY BOARD DIRECTOR CHARTER TOWNSHIP OF WEST BLOOMFIELD (Vote For 6)**

39 of 39 Precincts Reporting

		<b>Percent</b>	<b>Votes</b>
Salma Marougy Ajo		9.02%	7,162
Arlene Bordman		16.24%	12,890
Judith A. Holtz		16.86%	13,385
Carol A. Kravetz		16.22%	12,879
Ken Macon		14.09%	11,187
Thomas Meyer		13.30%	10,561
Wendy B. Osthaus		13.94%	11,070
WRITE-IN		0.32%	254
			79,388

**SUPERVISOR CHARTER TOWNSHIP OF WHITE LAKE (Vote For 1)**

13 of 13 Precincts Reporting

		<b>Percent</b>	<b>Votes</b>
Mike Kowall (REP)		97.86%	11,565
WRITE-IN		2.14%	253
		<hr/>	<hr/>
			11,818

**CLERK CHARTER TOWNSHIP OF WHITE LAKE (Vote For 1)**

13 of 13 Precincts Reporting

		<b>Percent</b>	<b>Votes</b>
Terry Lilley (REP)		97.62%	10,885
WRITE-IN		2.38%	265
		<hr/>	<hr/>
			11,150

**TREASURER CHARTER TOWNSHIP OF WHITE LAKE (Vote For 1)**

13 of 13 Precincts Reporting

		<b>Percent</b>	<b>Votes</b>
Beverly Opdycke Spoor (REP)		97.87%	10,969
WRITE-IN		2.13%	239
		<hr/>	<hr/>
			11,208

**TRUSTEE CHARTER TOWNSHIP OF WHITE LAKE (Vote For 4)**

13 of 13 Precincts Reporting

		<b>Percent</b>	<b>Votes</b>
Todd T. Birkle (REP)		19.83%	8,088
Forrest Jay Brendel (REP)		19.27%	7,860
Carol J. Burkard (REP)		21.22%	8,657
Michael C. Powell (REP)		20.35%	8,302
Michael E. Long (DEM)		18.98%	7,741
WRITE-IN		0.35%	141
		<hr/>	<hr/>
			40,789

**TOWNSHIP LIBRARY BOARD DIRECTOR CHARTER TOWNSHIP OF WHITE LAKE (Vote For 6)**

13 of 13 Precincts Reporting

		<b>Percent</b>	<b>Votes</b>
John K. Hedrick		16.63%	5,615
Margaret A. MacDonald		18.52%	6,251
Barbara A. Merglewski		16.78%	5,664
Glenn Rossow		14.66%	4,949
Jennifer Schulz		17.66%	5,961
David W. Theisen		15.22%	5,138
WRITE-IN		0.52%	177
		<hr/>	<hr/>
			33,755

**LOCAL SCHOOL DISTRICT BOARD MEMBER SCHOOL DIST. OF THE CITY OF BIRMINGHAM (Vote For 2)**

50 of 50 Precincts Reporting

		<b>Percent</b>	<b>Votes</b>
Michael F. Fenberg		35.81%	13,015
Joel S. Milinsky		25.17%	9,148
Geraldine Rinschler		38.56%	14,015
WRITE-IN		0.45%	164
		<hr/>	36,342

#### LOCAL SCHOOL DISTRICT BOARD MEMBER BLOOMFIELD HILLS SCHOOL DISTRICT (Vote For 2)

47 of 47 Precincts Reporting

		<b>Percent</b>	<b>Votes</b>
Ed Ford		22.39%	7,105
Pradeep Mehra		18.93%	6,008
Kate Pettersen		25.36%	8,046
John Steven Roach		16.77%	5,320
Michael Sherman		10.43%	3,308
Richard Stavoe		5.95%	1,887
WRITE-IN		0.18%	56
		<hr/>	31,730

#### LOCAL SCHOOL DISTRICT BOARD MEMBER BRANDON SCHOOL DISTRICT (Vote For 2)

12 of 12 Precincts Reporting

		<b>Percent</b>	<b>Votes</b>
Debra Brady		22.80%	2,384
Diana Kowalski		13.99%	1,463
Maria Lauinger		17.43%	1,823
Sherryl A. McLaughlin		21.49%	2,247
Debbie Schummer		24.18%	2,529
WRITE-IN		0.11%	12
		<hr/>	10,458

#### LOCAL SCHOOL DISTRICT BOARD MEMBER HOLLY AREA SCHOOL DISTRICT (Vote For 2)

18 of 18 Precincts Reporting

		<b>Percent</b>	<b>Votes</b>
WRITE-IN		100.00%	1,295
		<hr/>	1,295

#### LOCAL SCHOOL DISTRICT BOARD MEMBER HURON VALLEY SCHOOL DISTRICT (Vote For 2)



33 of 33 Precincts Reporting

		<b>Percent</b>	<b>Votes</b>
Lisa L. Blackwell		42.39%	14,075
Lee Ann Clifford		27.71%	9,200
Charles Dittmar		29.47%	9,787
WRITE-IN		0.43%	144
		<hr/>	33,206

#### LOCAL SCHOOL DISTRICT BOARD MEMBER HURON VALLEY SCHOOL DISTRICT (Vote For 1)






33 of 33 Precincts Reporting

		<b>Percent</b>	<b>Votes</b>
Sean Carlson		67.43%	12,713

Joe Ghislain		32.01%	6,035
WRITE-IN		0.57%	107
			<hr/> 18,855



**LOCAL SCHOOL DISTRICT BOARD MEMBER NORTHVILLE PUBLIC SCHOOLS (Oakland County Portion Only) (Vote For 2)**

10 of 10 Precincts Reporting

		Percent	Votes
Jacob Espinosa		16.73%	1,370
Dottie Garrity		24.59%	2,014
Carol Grimmer		24.26%	1,987
Joan Wadsworth		34.27%	2,806
WRITE-IN		0.15%	12
			<hr/> 8,189




**LOCAL SCHOOL DISTRICT BOARD MEMBER NOVI COMMUNITY SCHOOL DISTRICT (Vote For 2)**

15 of 15 Precincts Reporting

		Percent	Votes
Bruce Bagdady		34.50%	6,855
Dennis O'Connor		35.53%	7,059
Karl Wizinsky		29.60%	5,880
WRITE-IN		0.37%	73
			<hr/> 19,867






**LOCAL SCHOOL DISTRICT BOARD MEMBER OXFORD AREA COMMUNITY SCHOOLS (Vote For 2)**

14 of 14 Precincts Reporting

		Percent	Votes
Carol Mitchell		50.88%	5,696
Mary Stein		48.64%	5,445
WRITE-IN		0.48%	54
			<hr/> 11,195




**LOCAL SCHOOL DISTRICT BOARD MEMBER ROMEO COMMUNITY SCHOOLS (Oakland County Portion Only) (Vote For 2)**

4 of 4 Precincts Reporting

		Percent	Votes
Terry Davis		32.69%	409
Greg Jacobson		25.50%	319
Deane B. Maue		22.86%	286
Edmund L. Risch		18.63%	233
WRITE-IN		0.32%	4
			<hr/> 1,251






**LOCAL SCHOOL DISTRICT BOARD MEMBER SCHOOL DISTRICT OF THE CITY OF ROYAL OAK (Vote For 1)**

34 of 34 Precincts Reporting

		Percent	Votes
Marty Cardamone		49.69%	10,272
Frank Houston		49.37%	10,206
WRITE-IN		0.94%	195
			<hr/> 20,673



**LOCAL SCHOOL DISTRICT BOARD MEMBER SOUTHFIELD PUBLIC SCHOOLS (Vote For 2)**

50 of 50 Precincts Reporting

		<b>Percent</b>	<b>Votes</b>
David Adelstein		15.68%	7,649
Nathaniel Lewis, Jr.		28.82%	14,061
Greta Reade		17.96%	8,763
Connie R. Williams		36.71%	17,911
WRITE-IN		0.83%	406
			48,790






**PARTIAL RENEWAL MILLAGE SOUTHFIELD PUBLIC SCHOOLS (Vote For 1)**

50 of 50 Precincts Reporting

		<b>Percent</b>	<b>Votes</b>
YES		58.76%	21,921
NO		41.24%	15,388
			37,309



**LOCAL SCHOOL DISTRICT BOARD MEMBER WALLED LAKE CONSOLIDATED SCHOOL DISTRICT (Vote For 2)**

55 of 55 Precincts Reporting

		<b>Percent</b>	<b>Votes</b>
William Balestrino		20.45%	10,553
Mathew Cornish		21.19%	10,934
Greg Janicki		22.55%	11,634
Kathy J. Lyall		35.15%	18,139
WRITE-IN		0.66%	340
			51,600












**LOCAL SCHOOL DISTRICT BOARD MEMBER WALLED LAKE CONSOLIDATED SCHOOL DISTRICT (Vote For 1)**

55 of 55 Precincts Reporting

		<b>Percent</b>	<b>Votes</b>
Peggy Casagrande		98.59%	25,867
WRITE-IN		1.41%	370
			26,237




**LOCAL SCHOOL DISTRICT BOARD MEMBER WATERFORD SCHOOL DISTRICT (Vote For 4)**

45 of 45 Precincts Reporting

		<b>Percent</b>	<b>Votes</b>
Paul K. Coughlin		9.34%	7,775
Stephen K. Dooley		6.80%	5,664
Heather Halls		11.50%	9,575
John Himmelpach		10.47%	8,719
Karen M. Laszlo		9.81%	8,169
Robin McGregor		12.35%	10,285
Aimee McKeever		9.97%	8,304
Virginia Poehlman		9.16%	7,626
Michael J. Ristich		8.76%	7,294
Joan Sutherland		11.35%	9,456
WRITE-IN		0.50%	418
			83,285







**LOCAL SCHOOL DISTRICT BOARD MEMBER WEST BLOOMFIELD SCHOOL DISTRICT (Vote For 2)**

26 of 26 Precincts Reporting

		<b>Percent</b>	<b>Votes</b>
David Einsteadig		46.02%	8,064
Bruce Tobin		53.38%	9,353
WRITE-IN		0.60%	106
			17,523






**COMMUNITY COLLEGE BD OF TRUSTEES OAKLAND COMMUNITY COLLEGE (Vote For 2)**

628 of 628 Precincts Reporting

		<b>Percent</b>	<b>Votes</b>
Phillip J. Abraham		19.92%	121,169
Shirley J. Bryant		28.81%	175,240
Sandra L. Ritter		28.17%	171,377
Carlyle Fielding Stewart		11.62%	70,657
Timothy Terpening		11.48%	69,836
WRITE-IN		0.00%	36
			608,315




**COMMUNITY COLLEGE BD OF TRUSTEES OAKLAND COMMUNITY COLLEGE (Vote For 1)**

628 of 628 Precincts Reporting

		<b>Percent</b>	<b>Votes</b>
Sherry Cormier-Kuhn		21.99%	72,247
Debbie Macon		27.56%	90,554
Christopher P. Maloney		18.19%	59,768
Thomas Patrick Sullivan		31.25%	102,663
WRITE-IN		1.01%	3,323
			328,555



**DISTRICT LIBRARY BOARD MEMBER NORTHVILLE (Vote For 3)**

2 of 2 Precincts Reporting

		<b>Percent</b>	<b>Votes</b>
Joseph Patrick Corriveau		54.00%	1,107
Robert M. Sochacki		45.22%	927
WRITE-IN		0.78%	16
			2,050

**DISTRICT LIBRARY BOARD MEMBER SALEM SOUTH LYON (Vote For 3)**

4 of 4 Precincts Reporting

		<b>Percent</b>	<b>Votes</b>
Betty Nulty		99.28%	3,314
WRITE-IN		0.72%	24
			3,338

Powered by - [SOE Software](#)